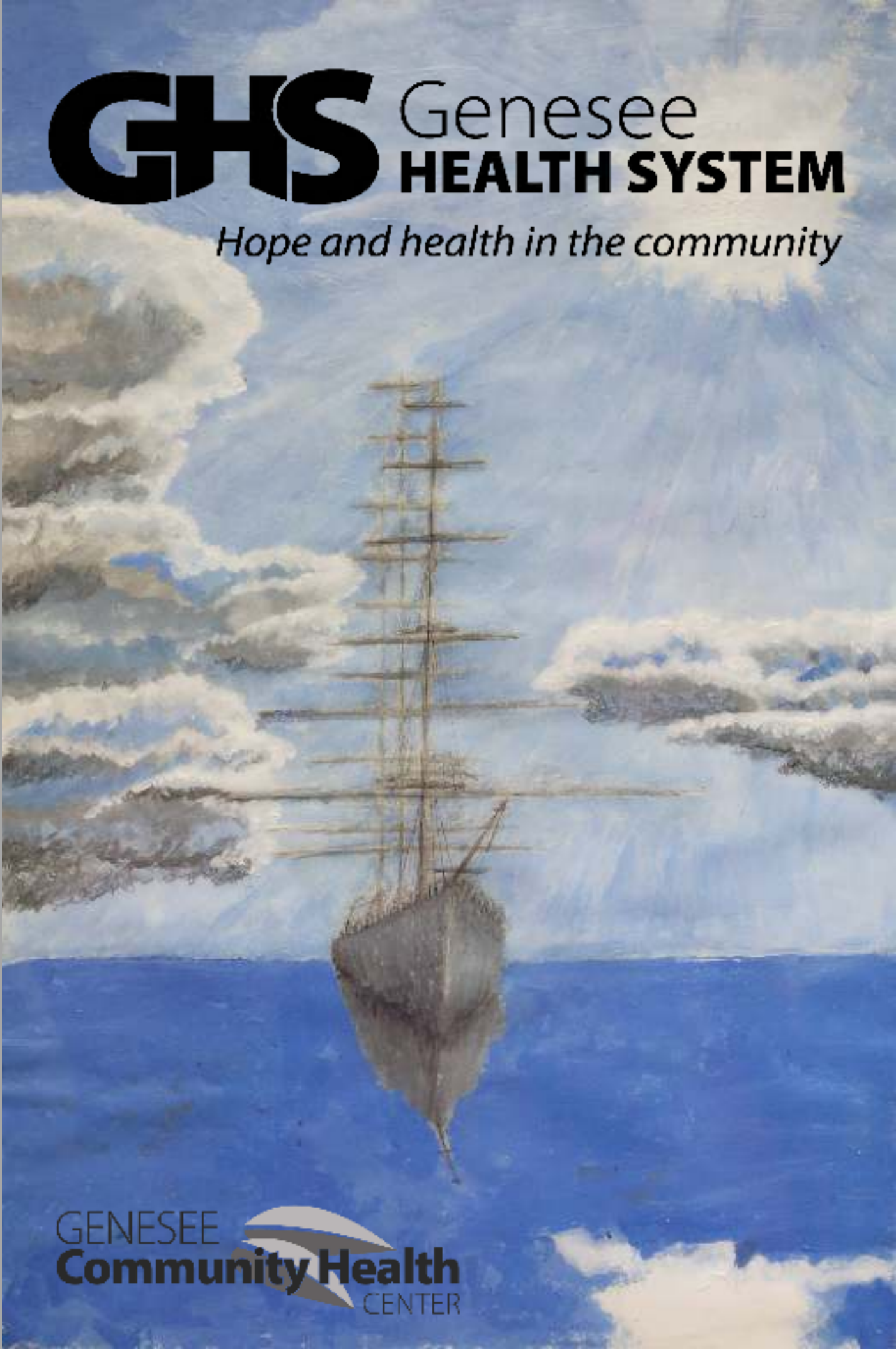


Annual Report 2018

GHS Genesee
HEALTH SYSTEM

Hope and health in the community



GENESEE
Community Health
CENTER



Every year, GHS holds a contest for those in service to showcase their artwork. The winners are chosen via a vote of individuals from Consumer Council and selected staff.

GHS is proud to congratulate Martin Sarna as the adult winner of the 2018 Art Contest!

His artwork graced the front of the 2019 Recovery Calendar and the 2018 Annual Report. Stop by GHS' Customer Service Lobby to see all of this year's winners!

Winner for Adult Artwork:

Martin Sarna

Of his artwork Martin says:

"I was inspired to paint this work when I had to get rid of this model ship I built. Working with pastels was a first, and blending the colors was a challenge. I miss my model ship, but I have this painting to remember it by."



ANNUAL REPORT TO THE COMMUNITY 2018

We are pleased to present our report to the community for 2018. The year continued to be a very busy at GHS. The number of individuals served continued to climb to over 12,000 individuals with a mental health or intellectual/developmental disability. Almost 5,800 individuals received primary care services through our Federally Qualified Health Center, Genesee Community Health Center.

GHS still continues to be involved in the recovery effort from the Flint Water Crisis. In spite of some funding ending, we have continued to provide services to hundreds of residents each week because of our long standing commitment to the community. We will continue to provide these services as long as they are needed. 2018 also saw the finalization and development of the Neurodevelopmental Center of Excellence (NCE), with the goal to provide a specialized neuropsychological assessment to all children who were impacted by the water crisis. With continued funding, the NCE will identify issues that affect Flint children into the future.

Another important development that occurred in 2018 was the beginning of the state wide 298 Pilot. 298 is a project to study the integration of behavioral health services and primary care, by integrating CMHs with the Medicaid Health Plans. The pilot, originally scheduled to start 10-1-18, has been pushed back to 10-1-19. GHS applied for and was awarded one of the three pilot slots along with Saginaw CMH, HealthWest (Muskegon CMH) and West Michigan CMH (Oceana, Mason and Lake Counties). The pilot will run for two or three years, and the pilot CMHs will work with the Medicaid Health Plans in their respective counties instead of the current PIHPs.

The 298 Pilot could be one of the most important initiatives ever in the state wide behavioral health system, as the outcomes will be evaluated, and the future direction of the system could be decided.

The GHS Board approved our participation in the pilot knowing that it would be a tremendous amount of work, but also with the knowledge that it could improve the care that our consumers receive, with better access to and collaboration with physical health. It will be several years before we know the results, but we remain committed to being involved in the process to redesign the system.

Whatever challenges in the ever changing healthcare environment we face, we will always continue to provide the very best, accessible care to the consumers and families of our community.

Thank you.



Danis Russell
Danis Russell
Chief Executive Officer



Kyle McCree
Kyle McCree
Board Chair

2017-2018 GHS BOARD MEMBERS

ADAMS, Pegge (Exp. 03-31-19) Family Member

BANKERT, Terry (Exp. 03-31-21) Family Member
Board Vice Chair

BERNARD, Jeff (Exp. 03-31-21) Consumer
Representative

CLACK, Brenda (Exp. 03-31-22) General Public
(County Commissioner)

COFFELL, Wayne (Exp. 03-31-21) Family Member

COLE, Wanda (Exp. 03-31-20) Consumer
Representative

COUSINEAU, Martin (Exp. 03-31-21) General
Public (County Commissioner)

ELLENBURG, Ellen (Exp. 03-31-22) General Public
(County Commissioner)

KELLER, Linda (Exp. 03-31-20) Occupations Having
A Working Involvement w/Mental Health
Services

MCCREE, Kyle (Exp. 03-31-20) General Public,
Board Chair

REEVES, Angela (Exp. 03-31-22) Occupations
Having a Working Involvement w/Mental Health
Services

SHULTZ, Judy (Exp. 03-31-20) General Public

Our Mission

Supporting recovery, prevention, health, and wellness of the body, the mind, and the community.

Our Vision

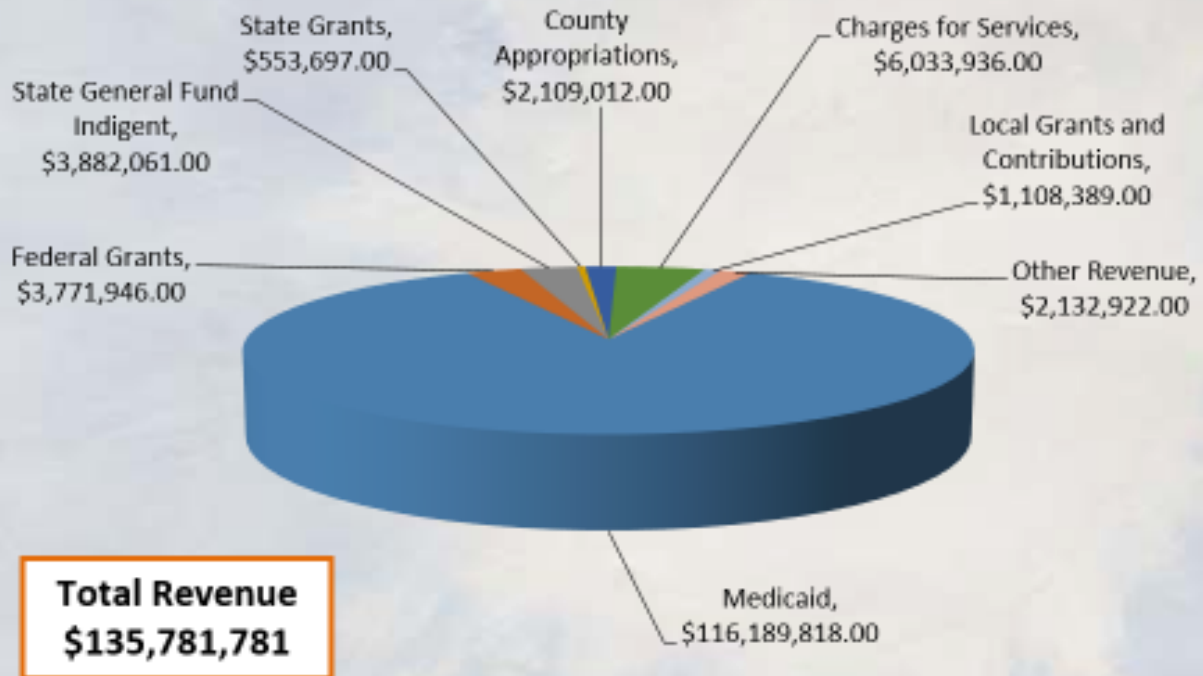
GHS will take positive action to promote hope and health by recognizing the interconnectedness of the body, the mind, and the community. We will do this by drawing out and strengthening the natural systems of support inherent to all communities so that individuals achieve the lives they desire. We will use a relationship-based model of care to empower the people we serve and all members of our community to be the drivers of their own health and wellness goals. We will support those who need it with highly-qualified caring professional teams able to respond to needs across all spheres of life: physical, mental, social, and spiritual. We believe that recovery is possible, worthwhile, and achievable for everyone.

Our Values

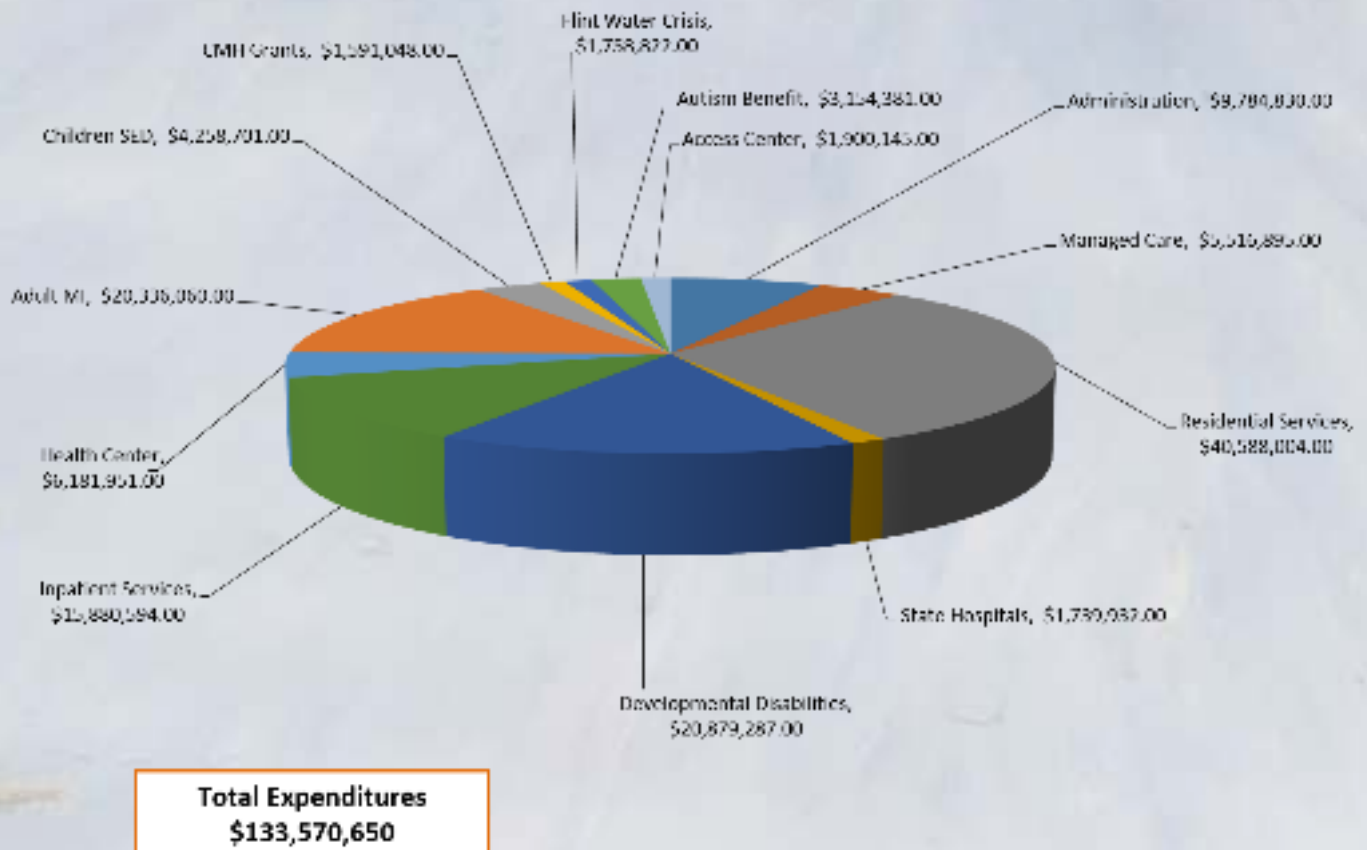
- Welcoming, accessible, responsive services
- Providers who understand the need for relationship
- Inclusiveness founded upon the inherent worth and dignity of every member of the community, with respect and appreciation for diversity of opinions, preferences, and life choices
- Delivery systems that integrate physical and behavioral health care
- Accountable, transparent stewardship of the public's trust
- Good corporate citizenship, partnership, and leadership across the community's many networks of services and supports, both public and private

FISCAL YEAR 2018 REVENUE AND EXPENSES

Revenue Fiscal Year 2018



Expenditures Fiscal Year 2018



GHS SERVICES REPORT

INDIVIDUALS SERVED FY 2018

Group Served	Number Served
Adults with Mental Illness	7,896
Children with Emotional Disturbance	2,912
Individuals with an Intellectual/ Developmental Disability	<u>1,286</u>
All/Total	12,094

GHS SERVICE VOLUME FY 2018

Service Type	Provider	Distinct Consumers Served	Distinct Services Provided
All	All	10732	923595
Day Program	All	1014	218472
	Michigan Community Services, Inc.	354	88330
	Freedom Work Opportunities Of Genesee County, Inc	345	77036
	Vocational Independence Program	125	23369
	Genesee Health System	123	17376
	Freedom Work Opportunities, Inc	51	9603
	Goodwill Industries of Mid Michigan Incorporated	40	2758
Inpatient/Crisis	All	3036	35319
	New Passages Behavior Health & Rehabilitation Services	1048	8007
	McLAREN - FLINT	646	6909
	Common Ground	645	1558
	Hurley Medical Center	571	6313
	Havenwyck Hospital Inc	404	4214
	HEALTHSOURCE SAGINAW, INC.	223	1752
	New Oakland Child/Adolescent & Family Center	214	1549
	17 providers with fewer consumers/services	469	4994
Autism	All	270	59801
	Genesee Health System	264	49281
	Merakey Midwest	44	6940
	Total Education Solutions (TES)	10	1610
	Easter Seals Society	6	1809
	CENTRIA HEALTHCARE LLC	1	161

PORT CARD FY 2018

GHS SERVICE VOLUME FY 2018 (CONTINUED)

Service Type	Provider	Distinct Consumers Served	Distinct Services Provided
Other services	All	8035	149230
	Genesee Health System	4822	39988
	New Passages Behavior Health & Rehabilitation Services	1836	6537
	Consumer Services Incorporated	1456	6757
	Michigan Community Services, Inc.	827	60051
	Training & Treatment Innovations, Inc.	591	1830
	INDEPENDENT HOME CARE OF MICHIGAN	164	11736
	GENOA, a QoL Healthcare Company, LLC	86	5580
	32 providers with fewer consumers/services	276	16455
Primary / OP services for SED, SMI and I/DD	All	8626	139042
	Genesee Health System	2782	40371
	Consumer Services Incorporated	2641	34382
	New Passages Behavior Health & Rehabilitation Services	2330	42713
	Training & Treatment Innovations, Inc.	899	13144
	Easter Seals Society	244	5856
	Vocational Independence Program	76	792
	Oakland Psychological Clinic PC	62	219
	1 providers with fewer consumers/services	61	1563
Residential services	All	647	321553
	Central State Community	94	49962
	Alternative Services Inc	69	35238
	Resident Advancement Inc	58	30138
	Michigan Community Services, Inc.	53	26047
	Bentley Manor Inc	46	15718
	Paiges Community Living Facility	42	21757
	Flatrock Manors INC.	29	9061
	46 providers with fewer consumers/services	288	133632

GHS SERVICES REPORT

RESIDENTIAL PROVIDERS—QUALITY

Corporation	Provider Name	Overall %
Aim To Please Home Care	Red Barn Home	99.00%
Alternative Community Living, Inc.	Westwood Home	99.00%
Alternative Community Living, Inc.	Genesee Regional CRU	100.00%
Alternative Services, Inc.	Beecher Road Home	97.00%
Alternative Services, Inc.	Boyle Home	98.00%
Alternative Services, Inc.	Cook Home	97.00%
Alternative Services, Inc.	Dodge Road Home	99.00%
Alternative Services, Inc.	Linden Road	98.00%
Alternative Services, Inc.	Macintosh	100.00%
Alternative Services, Inc.	Maple Road	99.00%
Alternative Services, Inc.	Marshall	99.00%
Alternative Services, Inc.	Morrish Road	97.00%
Alternative Services, Inc.	Stanley Road	100.00%
Alternative Services, Inc.	Weston	98.00%
Andrews & Johnson	Andrew & Johnson #3 AFC	99.00%
Andrews & Johnson	Andrew & Johnson #4 AFC	100.00%
Bentley Manor Inc.	Bentley Manor #2	99.00%
Bentley Manor Inc.	Bentley Manor #6	97.00%
Bentley Manor Inc.	Bentley Manor #7	95.00%
Bentley Manor Inc.	Bentley Manor #8	100.00%
Brannon Residential Achievement Group, Inc.	B.R.A.G.	98.00%
Burnett AFC, LLC	Burnett AFC, LLC	100.00%
Cameron	Cameron AFC #2	100.00%
Central State Community Services	Bridle Path Home	97.00%
Central State Community Services	Hegel Road House	97.00%
Central State Community Services	Herrington House	98.00%
Central State Community Services	Kersey Home	98.00%
Central State Community Services	Lake Road Home	100.00%
Central State Community Services	Lara Home	97.00%
Central State Community Services	Parkside Home	96.00%
Central State Community Services	Porter Road House	97.00%
Central State Community Services	Richfield House	96.00%
Central State Community Services	Sprucedale	96.00%
Central State Community Services	Sycamore House	95.00%
Central State Community Services	Vassar Road Home	94.00%
Central State Community Services	Vienna Rd	90.00%
Central State Community Services	Warner Home	97.00%
Central State Community Services	Wilson Rd	94.00%
Coldwater Place	Coldwater Place	97.00%
Consumer Advancement	Fletcher	98.00%
Consumer Advancement	Woodland Park AFC	100.00%

PORT CARD FY 2018

QUALITY/COMPLIANCE REVIEW SCORES

Corporation	Provider Name	Overall %
Family Support Home	Family Support Home	97.00%
Flatrock Manor LLC	Flatrock of Flint	100.00%
Flatrock Manor LLC	Flatrock of Flint Township Inc.	86.00%
Flatrock Manor LLC	Flatrock Primrose	99.00%
Gatti 1 Western Home	Gatti 1 Western Home	99.00%
Gatti 2 Lochhead Home	Gatti 2 Lochhead Home	99.00%
Graham AFC LLC	Graham AFC LLC	100.00%
Gross AFC Inc.	Gross AFC	100.00%
Gross AFC Inc.	Gross AFC #2	100.00%
Haven-Rowe LLC	Haven Country AFC	100.00%
Haven-Rowe LLC	Haven Country II	99.00%
Hope Network	West Lake Cottage II	85.00%
Hope Network Behavioral Services	Harbor Point Lapeer	97.00%
Hope Network Behavioral Services	Harbor Point Nunica	86.00%
Hope Network S E	New Hope Residential #1	100.00%
Hope Network S E	New Hope Residential #2	100.00%
Kent's Assisted Living	Kent's Assisted Living	100.00%
Kindred Spirit	Kindred Spirit	95.00%
Lakeside Park	Lakeside Park	96.00%
Maitland AFC	Maitland AFC	100.00%
McBean Transitional Care	Lynton Home	98.00%
McShens AFC	McShens AFC	98.00%
Merriman	Merriman AFC	100.00%
Michigan Community Services, Inc.	Ameno Home	98.00%
Michigan Community Services, Inc.	Berneda Home	99.00%
Michigan Community Services, Inc.	Farmtree Home	100.00%
Michigan Community Services, Inc.	Granada House	98.00%
Michigan Community Services, Inc.	Jennings Home	98.00%
Michigan Community Services, Inc.	N. Elms Home	98.00%
Michigan Community Services, Inc.	Neff Home	100.00%
Michigan Community Services, Inc.	River Road Home	97.00%
Mid-Michigan Specialized Residential LLC	Mid-Michigan Specialized Residential Home	100.00%
Paige Community Living Facility	Crossroads Home	100.00%
Paige Community Living Facility	Kimberly Oaks Home	100.00%
Paige Community Living Facility	Paige AFC	100.00%
Paige Community Living Facility	Paige Court Street	100.00%
Paige Community Living Facility	Paige Supervised Comm Liv Inc. - Arrowhead Home	100.00%
Paige Community Living Facility	Paige Supv Comm Liv Inc. - Pasadena Home	100.00%
Paige Community Living Facility	Reid Road Home	100.00%
Patrick Community Living Facility, Inc.	Woodmoor Home	97.00%
Porter Place	Porter Place	99.00%

RESIDENTIAL PROVIDERS—QUALITY/COMPLIANCE REVIEW SCORES

Corporation	Provider Name	Overall %
Prader Willi Homes of Oconomowoc, LLC.	Anthony	97.00%
Prader Willi Homes of Oconomowoc, LLC.	Gatehouse	97.00%
Prader Willi Homes of Oconomowoc, LLC.	Hanson	99.00%
Prader Willi Homes of Oconomowoc, LLC.	Lang	97.00%
Prader Willi Homes of Oconomowoc, LLC.	Margaret Ruth	97.00%
Quality Living Systems Management	Paragon NPHC	98.00%
Quality Living Systems Management	Group Living Facility, Inc.	99.00%
Raspberry Manor	Raspberry Manor	100.00%
ResCare Premier (CAMI/Premier)	Holly House	96.00%
Resident Advancement Inc.	Atlas Park	100.00%
Resident Advancement Inc.	Burleigh	96.00%
Resident Advancement Inc.	Embury	100.00%
Resident Advancement Inc.	Henderson	98.00%
Resident Advancement Inc.	Lin-Hill	98.00%
Resident Advancement Inc.	Long Lake	97.00%
Resident Advancement Inc.	Maple Woods	92.00%
Resident Advancement Inc.	Nandi Hills	94.00%
Resident Advancement Inc.	Spring Meadows	99.00%
Royster Haven	Royster Haven	95.00%
Stone Creek Manor AFC	Stone Creek Manor AFC	100.00%
Summers Living Systems Inc.	Shumpert Home	97.00%
Summers Living Systems Inc.	Summers Bray Home	100.00%
Summers Living Systems Inc.	Summers-Linden	97.00%
Thorn AFC	Thorn AFC Home	98.00%
Turning Leaf Residential Rehabilitation Services	Cedar Cottage	86.00%
Valley Residential Services, Inc.	Joal Home	98.00%
Valley Residential Services, Inc.	Wilson Road Home	96.00%
Veloso AFC Home LLC	Veloso AFC Home LLC	100.00%
Wilson Res Care	Buell Lake	95.00%

DAY TREATMENT PROVIDERS—QUALITY/COMPLIANCE REVIEW SCORES

Provider Name	Overall %
Freedom Work Opportunities, Inc.	100.00%
Freedom Works of Genesee County, Inc.	100.00%
Genesee Health System - Community Integration Center	98.00%
Goodwill Industries of Mid Michigan	100.00%
Michigan Community Services, Inc. - Clio	100.00%
Michigan Community Services, Inc. - Compass	100.00%
Michigan Community Services, Inc. - Westwood	100.00%
Michigan Community Services, Inc. - Wolcott	100.00%
Vocational Independence Program	90.00%

PORT CARD FY 2018

SPECIALTY PROVIDERS—QUALITY/COMPLIANCE REVIEW SCORES

Provider	Program(s)	Overall compliance score
Adult CM/SC		
New Century Supports Services	Adult CM/SC	92.7%
Hope Network Behavioral	Adult CM/SC	96.3%
Consumer Services Inc.	Adult CM/SC	80.8%
Vocational Independence Program	Adult CM/SC	47.5%
Training and Treatment Innovations	Adult CM/SC	96.0%
Genesee Health System	Adult CM/SC	86.5%
ACT - primary and specialty indicators		
Training and Treatment Innovations	ACT - primary and specialty indicators	63.9%
Hope Network ACT	ACT - primary and specialty indicators	80.3%
Genesee Health System	ACT - primary and specialty indicators	84.4%
Crisis Stabilization		
Hope Network Behavioral	New Passages Mobile Crisis Stabilization Team	74.6%
Crisis Residential Unit		
New Hope Behavioral Services II	Intensive Behavioral Residential with Case Management	88.0%
Crisis Residential Unit - Tobias	Crisis Residential Unit	85.5%
Children's CM/SC		
Easter Seals	Children's CM/SC	79.9%
Genesee Health System	Children's CM/SC	88.8%
Consumer Services Inc.	Children's CM/SC	89.1%
Hope Network Behavioral	Children's CM/SC	89.4%
Home-Based		
Genesee Health System	Children's HB, MST, Wrap-Around	85.6%
Easter Seals	Home-Based	86.5%
Autism		
Genesee Health System	Autism	100.0%
Special Education & Behavioral Connections	Autism	66.7%
Easter Seals	Autism	96.8%
Total Education Solutions	Autism	71.4%

RESPIRE PROVIDERS—QUALITY/COMPLIANCE REVIEW SCORES

Provider Name	Overall %
Behavioral Outcomes Management LLC / Expert Care	100.00%
Independent Home Care of Michigan	100.00%
Maxim Healthcare Services Inc.	100.00%
Michigan Community Services, Inc. Respite & Deaf Services	100.00%
Resident Advancement Community Living Supports	100.00%
Valley Nursing & Staffing Services, Inc.	88.00%



2017-2018 GCHC BOARD MEMBERS

Name	Position	Term End	Sector Expertise
Holloman, Claudnyse D.	Interim Chair, Vice Chair	7/19/2021	Legal
Keller, Linda	Secretary	1/18/2021	Social Services Advocate
Podlesak, Robert	Treasurer	11/15/2019	Consumer
Duckett, Deborah	At Large	12/31/2021	Consumer
Oliver-Yancey, Yolanda	At Large	8/17/2021	Business
Pleasant-Swain, Tamar	At Large	7/19/2021	Health Care
Southall, Valerie	At Large	7/19/2021	Health Care
Jackson, Rebecca	At Large	2/21/2022	Business
Schwartz, Steven	At Large	2/21/2022	Consumer
Thrash-Stall, Erica	At Large	2/21/2022	Business
Releford, Melody	At Large	2/21/2022	Social Service

Mission of the Genesee Community Health Center:

The GCHC Board shall offer health services for Genesee County residents through a network of community health centers operated by GCHC for the purpose of ensuring that low-income Genesee County residents have access to an organized, comprehensive system of primary and preventative health care services. GCHC's mission is to improve health and health equity in Genesee County through the provision of high quality healthcare services and programs in an integrated, patient-centered environment with a priority focus on homeless and public housing residents. While the GCHC Board is committed to meeting the healthcare needs of homeless residents and public housing consumers as its priority population, it remains committed to meeting the healthcare needs of other underserved populations so long as this does not interfere with its mission to priority consumers.

GCHC EVENTS FY 2018

GCHC hosted many events during Fiscal Year 2018. In June, an open house and ribbon cutting welcomed the community to the Health Center's new location. Guests included dignitaries, Board members, and the community.



In August, the Center held its annual National Health Center Week at both the Center City and Atherton East locations. Five



bikes were given away to children at each location. Activities included games, face painting, dancing with a DJ,

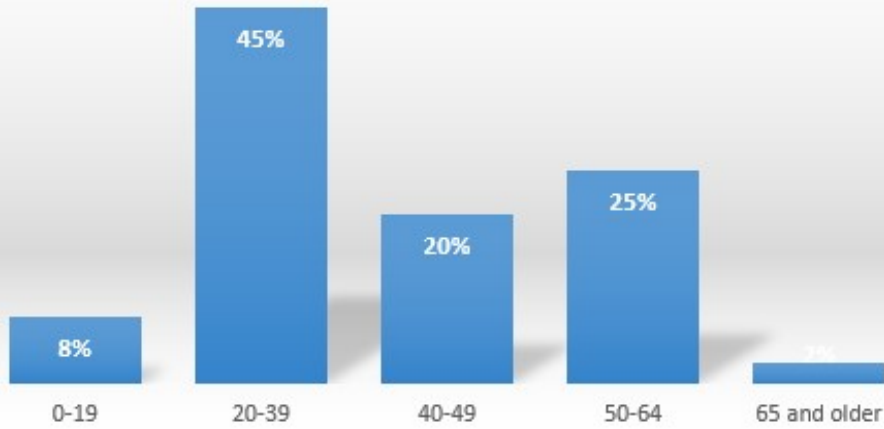


and ice cream along with vendor booths with community resources.

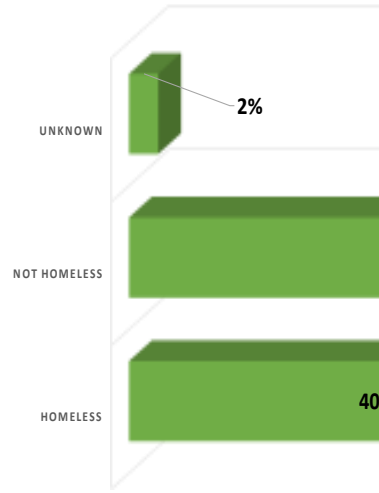


GCHC NUMBERS AND DEMOGRAPHICS

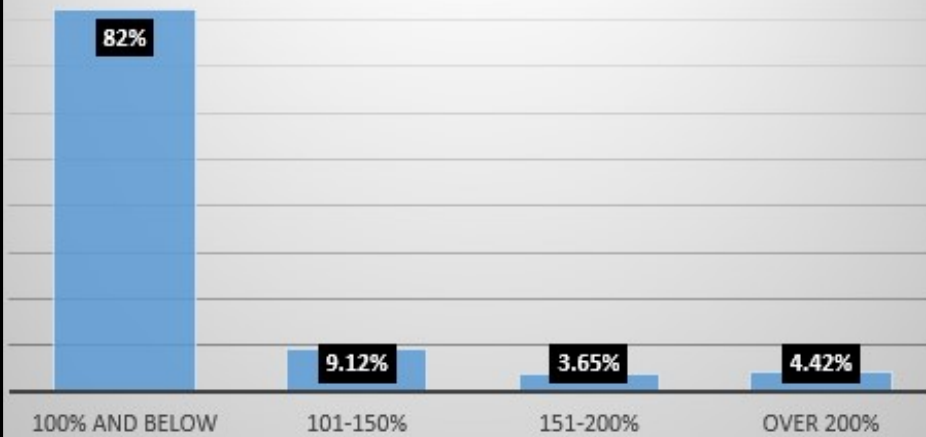
Age



HOUSING



Poverty Level



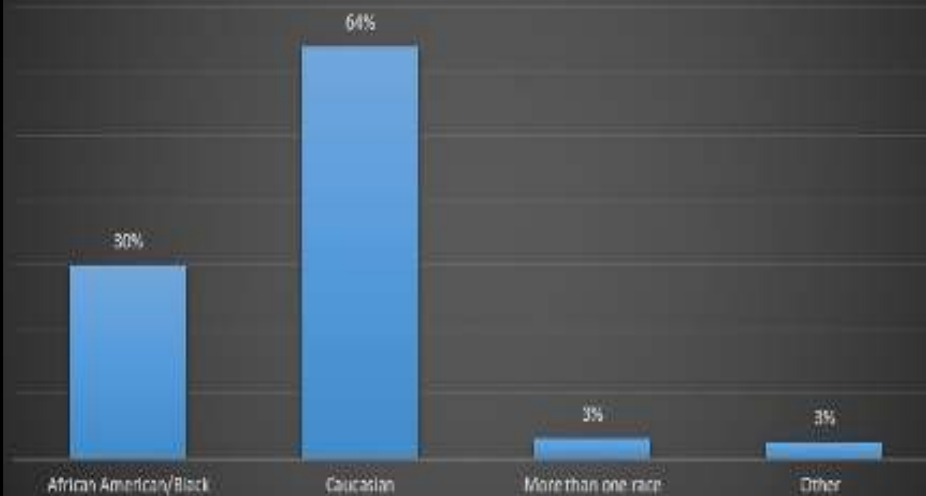
Type of Visit

Behavioral Health

Primary Care

Dental

Race

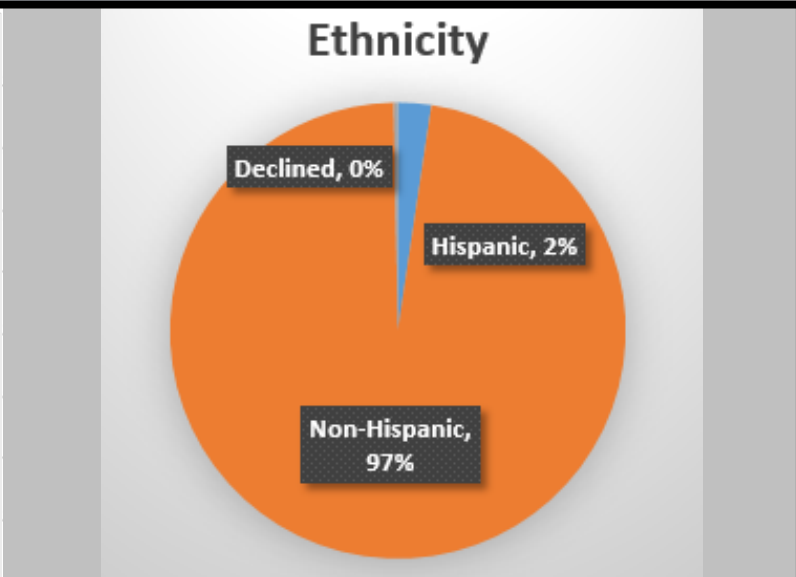
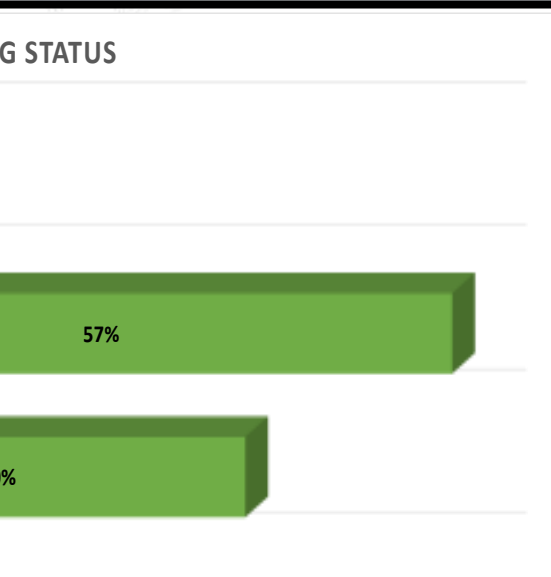


53%

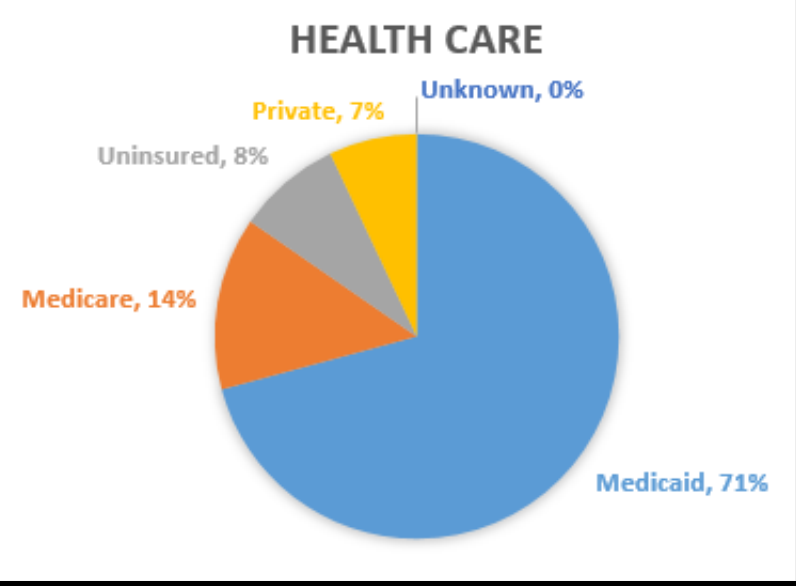
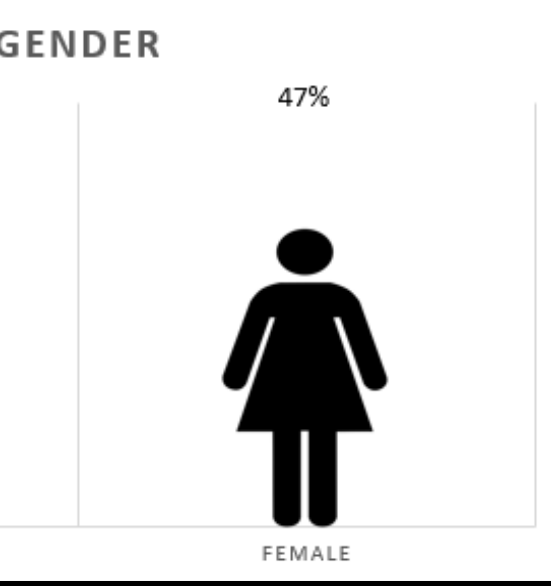


MALE

DEMOGRAPHICS SERVED FY 2018



Total Encounters	Patients
4457	1468
17521	4138
340	130



Contact Us



Crisis Services

24 hours / 7 days
810.257.3740
TTY 810.232.6310
Toll Free 877.346.3648

Mental Health and Substance Abuse Access Center

Monday—Friday; 8 AM—5 PM
810.257.3740
TTY 810.232.6310
Toll Free 877.346.3648

Customer Services

Monday—Friday; 8 AM—5 PM
810.257.3705
TTY 810.257.1346
Toll Free 866.211.5455

Chief Executive Officer

810.257.3707

Website

www.genhs.org



Center City

725 Mason Street
Flint, MI 48503

Atherton

3109 Kleinpell Street
Flint, MI 48507

810.496.5777
www.genchc.org

